

PRODUCT SPECIFICATIONS

MODEL NO.	MOTOR	RPM		AMPS		HP	kW	NET WT.		CAPACITOR	
		60HZ	50HZ	60HZ	50HZ			lbs.	kg	mfd.	VOLT
87R147-101R-N270X	100-120/200-240 (60Hz) 100-120/200-240 (50Hz)	1725	1425	3.2/1.7	3.9/2.2	1/4	0.19	14.9	6.8	30	370

SOUND LEVEL LESS THAN 65 db(A)

NORMAL AMBIENT +5 °C - +40 °C

RELATIVE HUMIDITY 20% - 80%

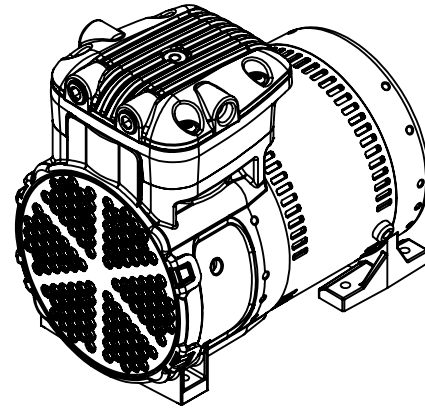
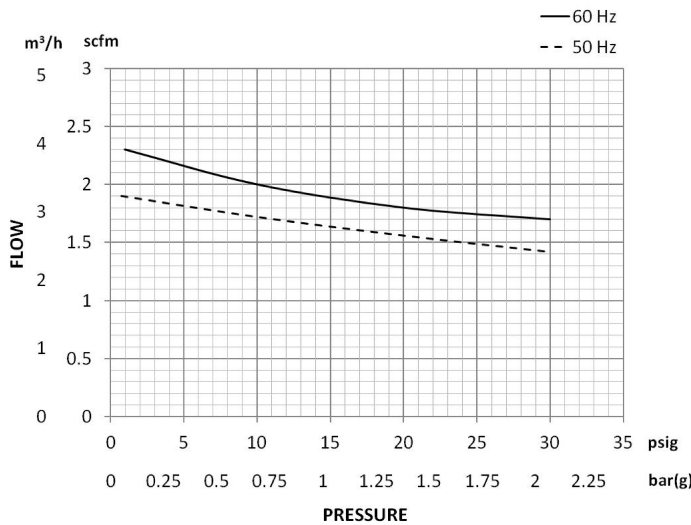
ENVIRONMENT CLEAN DUST FREE

NOTES:

1. TECHNICAL DATA SUBJECT TO CHANGE WITHOUT NOTICE.
2. THIS PUMP MUST BE INSTALLED IN AN ENCLOSURE.
3. ALL DIMENSIONS ARE FOR REFERENCE ONLY.
4. KIT P/N: K965A.

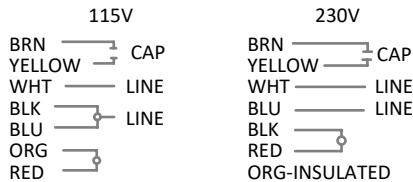
PRODUCT PERFORMANCE:

50Hz CURVES BASED ON 230V.
60Hz CURVES BASED ON 115V.

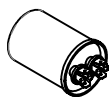
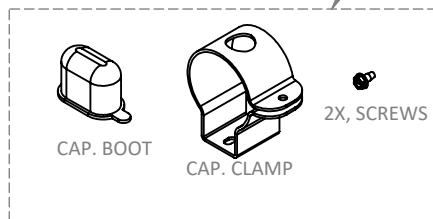


PRODUCT DIMENSIONS:

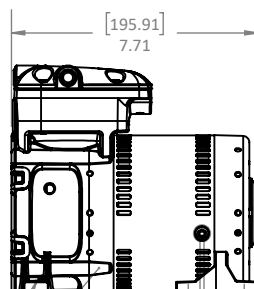
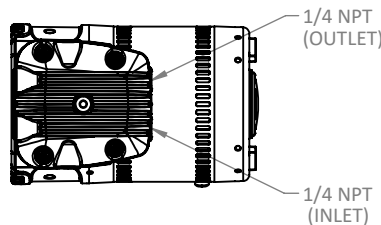
WIRING DIAGRAM



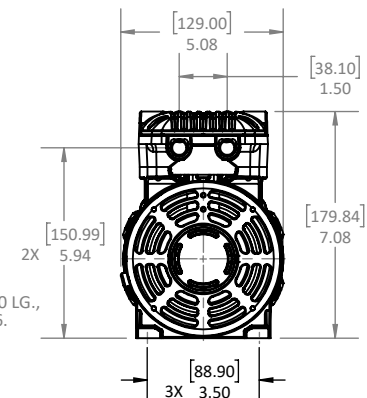
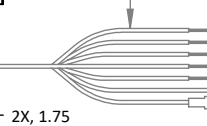
CAPACITOR MOUNTING KIT
TO BE SHIPPED UNATTACHED.



CAPACITOR TO BE SHIPPED UNATTACHED



5X, MOTOR LEADS
#18 AWG. 29.0 ±1.0 LG.,
STRIPPED .374 ±.06.



2X, MOTOR LEADS
#18 AWG. 29.0 ±1.0 LG.,
.032 x .250 FEMALE TERMINALS,
BRN & YEL LEADS (TO CAPACITOR)