

PRODUCT SPECIFICATIONS

MODEL NO.	MOTOR	RPM		AMPS		HP	kW	NET WT.		CAPACITOR	
		60HZ	50HZ.	60HZ	50HZ.			lbs.	kg	mfd.	VOLT
87R647-101R-N470X	115-120/230-240 (60Hz) 110-120/220-240 (50Hz)	1725	1425	6.2/3.1	5.1/2.6	1/2	0.37	19.1	8.6	30	370

SOUND LEVEL LESS THAN 65 db(A)

NORMAL AMBIENT +5 °C - +40 °C

RELATIVE HUMIDITY 20% - 80%

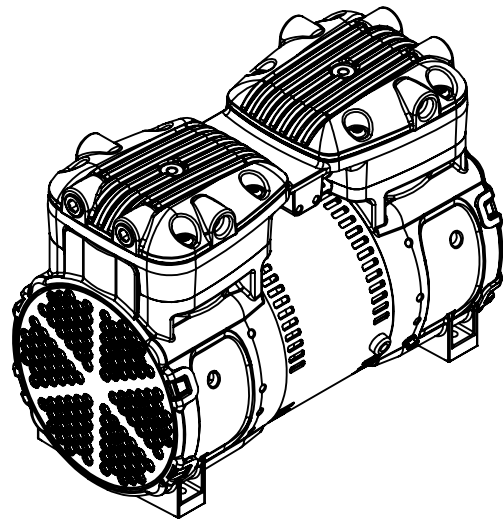
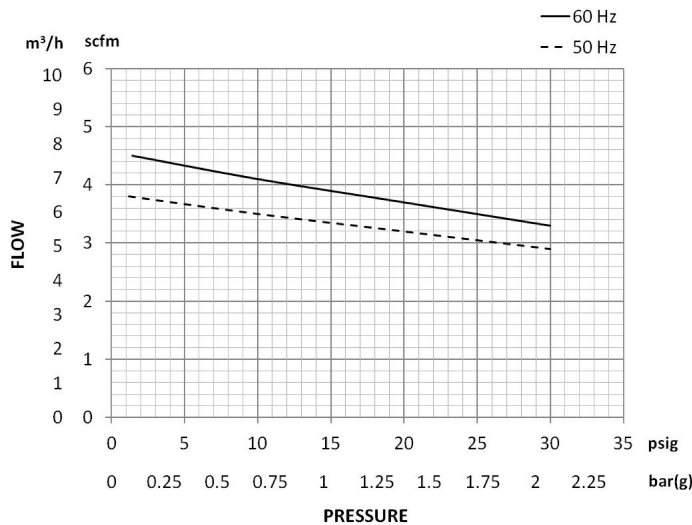
ENVIRONMENT CLEAN DUST FREE

NOTES:

1. TECHNICAL DATA SUBJECT TO CHANGE WITHOUT NOTICE.
2. THIS PUMP MUST BE INSTALLED IN AN ENCLOSURE.
3. ALL DIMENSIONS ARE FOR REFERENCE ONLY.
4. KIT P/N: K965.

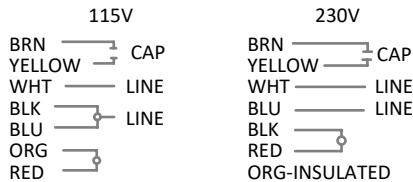
PRODUCT PERFORMANCE:

50Hz CURVES BASED ON 230V.
60Hz CURVES BASED ON 115V.




PRODUCT DIMENSIONS:

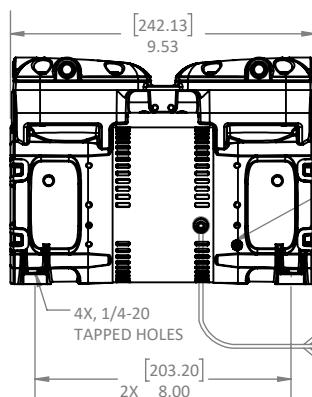
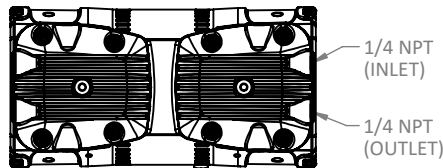
WIRING DIAGRAM



CAPACITOR MOUNTING KIT
TO BE SHIPPED UNATTACHED.

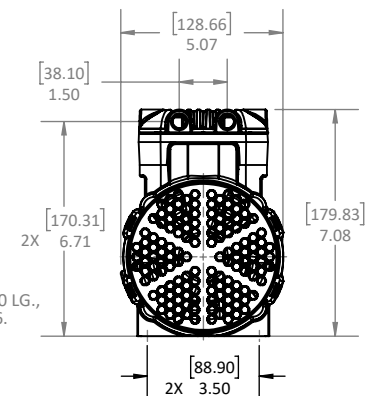


CAPACITOR TO BE SHIPPED UNATTACHED



GROUND SCREW

5X, MOTOR LEADS
#18 AWG. 29.0 ±1.0 LG.,
STRIPPED .374 ±.06.



2X, MOTOR LEADS
#18 AWG. 29.0 ±1.0 LG.,
.032 x .250 FEMALE TERMINALS,
BRN & YEL LEADS (TO CAPACITOR)