



**Single Function Version
(Vacuum)**

Dual Function Version

Units pictured without gauges.

Oiless 70 Series

MODEL 2070 SERIES

25.0" HG MAX. VAC., 15 PSI MAX. PRESSURE,
20.0 CFM OPEN FLOW

MODEL 2070 DUAL FUNCTION

Ideal for graphic arts applications where simultaneous vacuum and pressure are needed.

5 PSI MAX. PRESSURE (@ 15.0" HG)

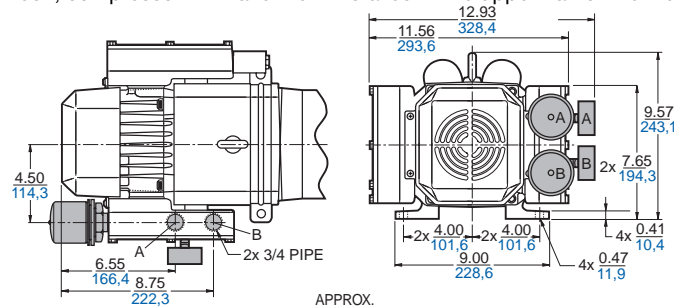
13.5 CFM OPEN FLOW (PRESSURE SIDE)

Product Dimensions (mm, inches)

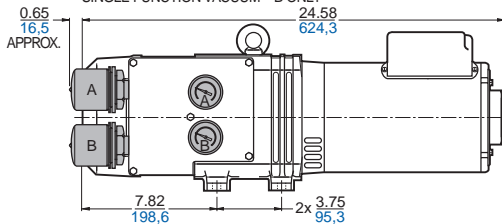
Dimensions are for reference only.

Dual Function*

*Vacuum pumps and compressors are dimensionally the same. Vacuum pump will have a single relief valve/gauge installed in the bottom half of the muffler box, compressor will have them installed in the upper half of the muffler box.



SHADED AREAS INDICATE DIFFERENCES BETWEEN DUAL AND SINGLE FUNCTION.
DUAL FUNCTION SHOWN (BOTH A & B)
SINGLE FUNCTION COMPRESSOR - A ONLY
SINGLE FUNCTION VACUUM - B ONLY



PRODUCT FEATURES

- Oilless operation
- Rugged construction/low maintenance
- Low noise

INCLUDES

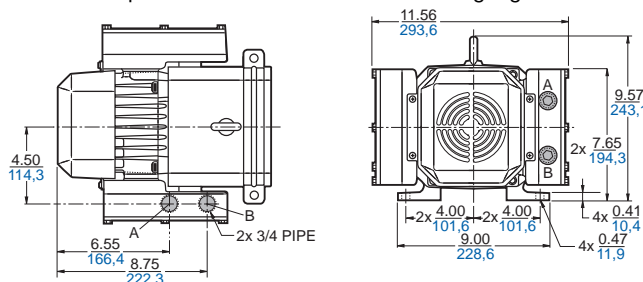
- Internal sound suppression
- Heavy duty internal filtration
- Vacuum gauge (AA640) - Vacuum Pump, Dual Function
- Pressure gauge (AA644B) - Compressor, Dual Function
- Vacuum adjustable relief valve (AN226), metric version (AN226A) - Vacuum Pump, Dual Function
- Pressure adjustable relief valve (AN225), metric version (AN225A) - Compressor, Dual Function

RECOMMENDED ACCESSORIES

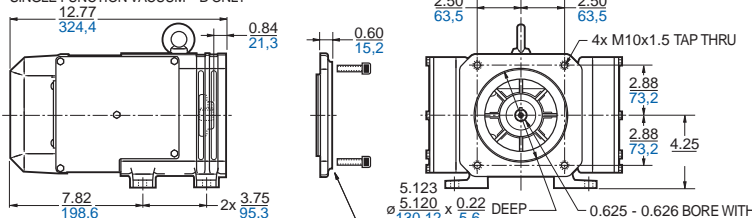
- Gauges and relief valves for separate drive models. See above part numbers.
- Complete repair kit K560 - Vacuum Models
- Filter/muffler kit K561 - Vacuum Models
- Complete repair kit K562 - Pressure Models
- Filter/muffler kit K563 - Pressure Models
- Complete repair kit K564 - Dual Function Models
- Filter/muffler kit K565 - Dual Function Models

Separate Drive - Dual Function**

**Vacuum pump and compressor separate drive models are dimensionally the same. Note that separate drive models do not include gauges or relief valves.



SHADED AREAS INDICATE DIFFERENCES BETWEEN DUAL AND SINGLE FUNCTION.
DUAL FUNCTION SHOWN (BOTH A & B)
SINGLE FUNCTION COMPRESSOR - A ONLY
SINGLE FUNCTION VACUUM - B ONLY



ADAPTOR AND 4x M10 FASTENERS INCLUDED (SHIPPED UNATTACHED)
ATTACH ADAPTOR TO MOTOR WITH (4) 3/8-16 SOCKET HEAD CAP SCREWS (NOT INCLUDED)
AND THEN ATTACH THIS ASSEMBLY TO PUMP WITH (4) M10 FASTENERS (INCLUDED).



Product Specifications

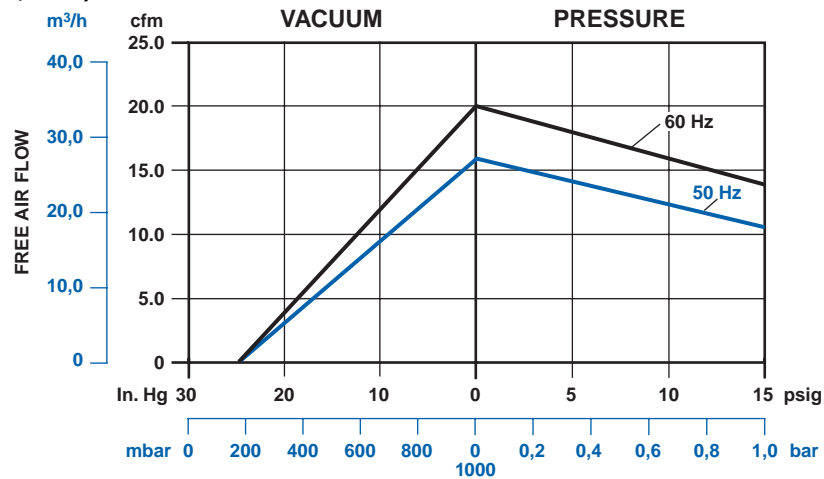
Note: "P" models are pressure, "V" models are vacuum, "D" models are dual function.

Model Number	Motor	RPM		HP	kW	Net Wt.	
		60 cycle	50 cycle			lbs.	kg
2070-V119	Not included	1725	1425	1½	1,12	70	31,5
2070-V128-T903X	100-110/200-240; 100-115/200-230; 50/60-1	1725	1425	1½	1,12	100	45,0
2070-V108-FC430**	220/240-380/415-50-3	—	1425	1½	1,12	90	40,5
2070-D109-FC430**	220/240-380/415-50-3	—	1425	1½	1,12	90	40,5

**Available only in Europe.

Product Performance (Metric, U.S.)

Single Function Models



Dual Function Models

