

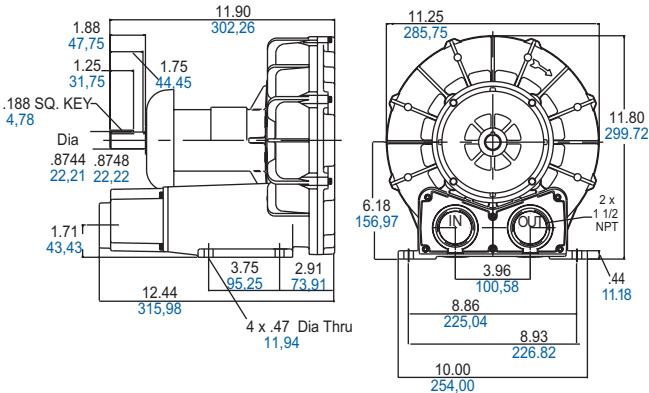
**SD SERIES - SEPARATE DRIVE MODELS**  
**MODELS SDR4, SDR5, SDR6, SDR6P**

PRESSURE, VACUUM AND AIR FLOW VARIES FOR THESE MODELS, DEPENDING ON THE RPM. REFERENCE THE INDIVIDUAL MODEL'S PERFORMANCE GRIDS FOR SPECIFIC DATA. THE PERFORMANCE CHARTS BELOW REFLECT MAXIMUM DUTY FOR EACH MODEL.

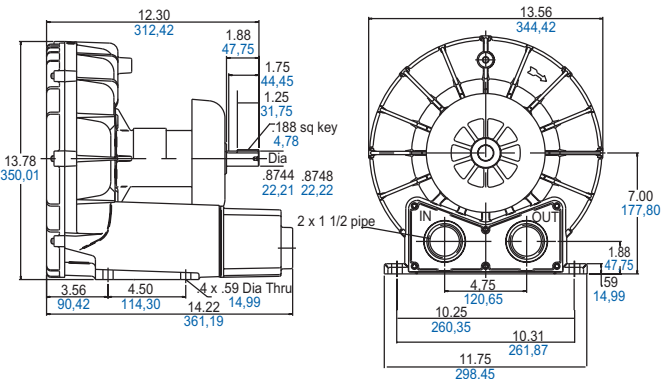
MODELS	Maximum Pressure ("H <sub>2</sub> O)	Maximum Vacuum ("H <sub>2</sub> O)	Maximum Air Flow (CFM)
SDR4	110	90	147
SDR5	152	120	240
SDR6	155	135	300
SDR6P	150	125	360

**Product Dimensions (in. mm)**

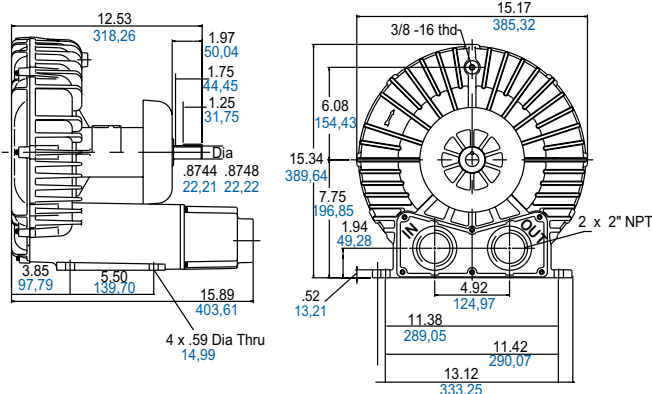
Model SDR4



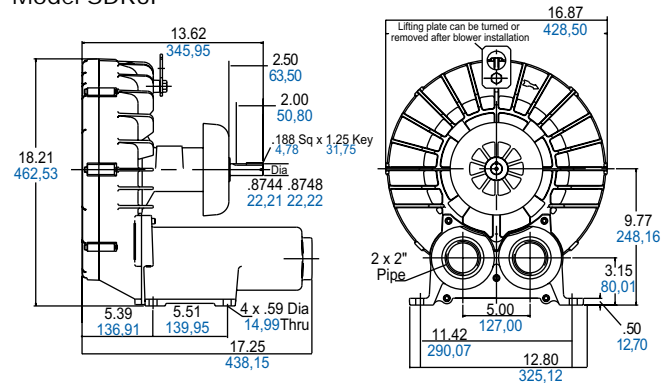
Model SDR5



Model SDR6



Model SDR6P



**PRODUCT FEATURES**

- Oilless operation
- Rugged construction, low maintenance
- Drive pulley size can be changed to lower the speed and change blower performance
- Aluminum cover, impeller and housing on models SDR4, SDR5, SDR6
- Aluminum impeller, cast iron and housing on model SDR6P

**RECOMMENDED ACCESSORIES**

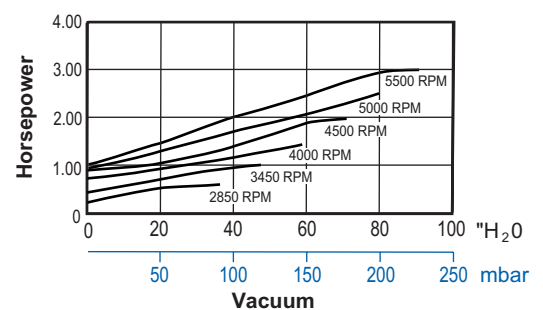
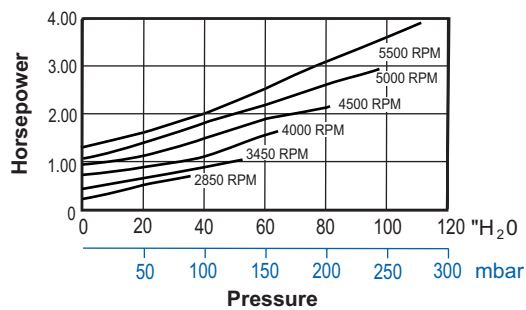
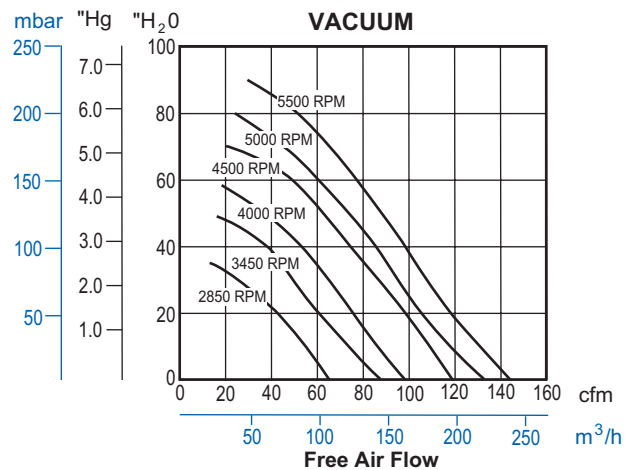
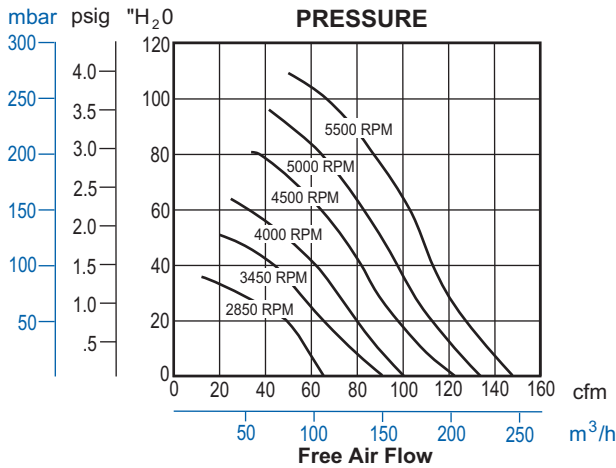
- Pressure gauge AE133
- Inlet filter AJ126D (SDR4)  
AJ126F (SDR5 - SDR6)  
AJ126G (SDR6P)
- Vacuum gauge AE134
- Vacuum in-line filter AJ151E (SDR4)  
AJ151G (SDR5 - SDR6), AJ151H (SDR6P)
- Muffler AJ121D (SDR4, SDR5)  
AJ121F (SDR6, SDR6P)
- Relief valve AG258



## Product Specifications

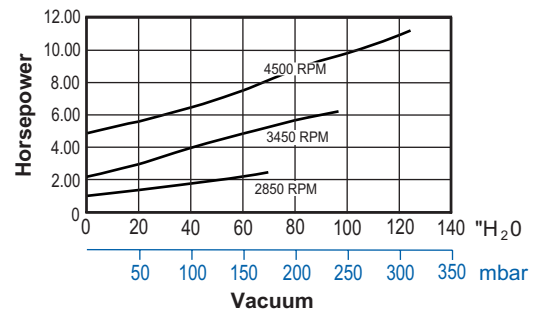
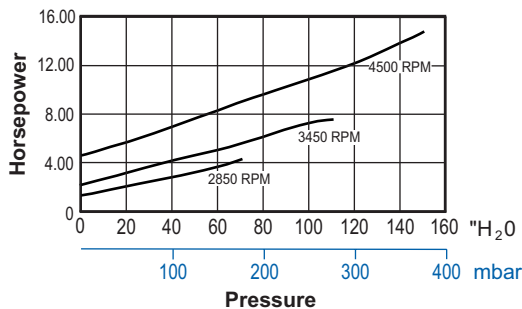
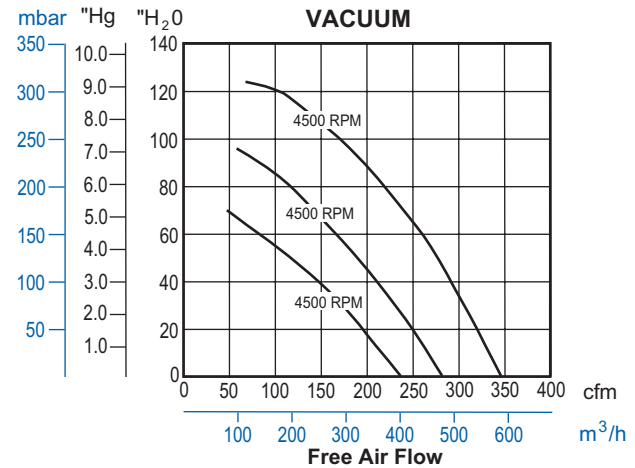
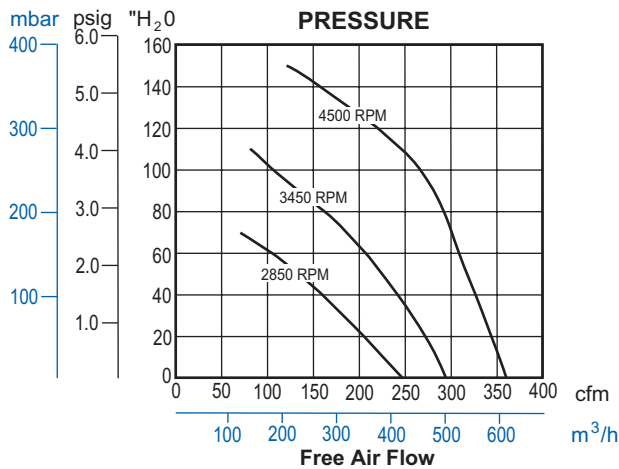
MODEL NUMBER	SDR4	SDR5	SDR6	SDR6P
Maximum RPM	5500	5500	5500	4500
HP/kW required at maximum RPM and Vacuum	3/2,2	8/6	11.5/8,6	10.6/7,9
HP/kW required at maximum RPM and Pressure	4/3	10/7,5	15/11,1	15/11,1
Net Weight (lbs/kg)	27/12	37/17	70/32	111/50

## SDR4





## SDR6P



## Base Mounted Units

### **SD SERIES - SEPARATE DRIVE MODELS** MODELS SDR4-54, SDR5-54, SDR6P-44

These models are equipped with Base, Belt and Belt Guard. Electric Motor is customer supplied. Specifications below will recommend the appropriate horsepower, frame size and voltage of motor.

**SDR4-54** - Use 5 HP, 184T Nema Frame Size, 230/460-60-3 Motor

**SDR5-54** - Use 10 HP, 215T Nema Frame Size, 230/460-60-3 Motor

**SDR6P-44** - Use 15 HP, 254T Nema Frame Size, 230/460-60-3 Motor

### PRODUCT FEATURES

- Built-in acoustical muffling
- Belt guard
- Unit mounted on heavy gauge steel base
- Non-slip Gates "Poly Chain GT" belt drive eliminates belt stretch and maintenance.\*
- Slower speed assemblies available

\* We strongly suggest the use of the Gates Poly Chain Drive. If you intend to design a system with V-belts, consult the operating and maintenance instructions.



- Q. What happens to the noise when I locate two blowers close together?
- A. If the blowers are of the same design they produce sound frequencies that are close together. These may cause a “beating” change in volume of the blower noise. This is because the units are not synchronized. If two small blowers are needed this change in volume can be reduced by moving them further apart. With larger blowers a dual blower with two blowers on one motor will solve this problem.
- Q. What causes the noise relief valves make?
- A. Air rush through the valve.
- Q. How do I control relief valve or bleed off valve noise?
- A. Attach AJ121 series silencer on the port of the relief valve that is open to atmosphere.
- Contact Gast at 616-926-6171 or [www.gastmfg.com](http://www.gastmfg.com) with any further questions you may have on reducing blower noise in your application.

### Noise Reduction and Absorption Coefficients for Common and Specialty Noise Reduction Materials

	125Hz	250Hz	500Hz	1000Hz	2000Hz	4000Hz	NRC
Brick, unglazed	.03	.03	.03	.04	.05	.07	.04
Carpet							
1/4 in pile height	.05	.10	.15	.30	.50	.55	.26
Fabric							
Heavy Velour							
18 oz per sq. yd							
draped to 1/2 area	.14	.35	.55	.72	.70	.65	.62
Hardwood							
Plywood Paneling							
1/4 in thick							
wood frame	.58	.22	.07	.04	.03	.07	.09
TecniFoam*							
TFP4							
Pyramid shape	.39	.60	1.21	1.14	1.16	1.13	1.05
TecniFoam*							
TFW4000							
Anaechoic							
Wedge shape	.64	1.10	1.34	1.23	1.24	1.21	1.25

Source: Mechanical Engineering Reference Manual

\*TFP4 and TFW4000 are products of TecniFoam, Inc., 7145 Boone Avenue North, Minneapolis, MN., 55428

## Blower Sound Levels of Gast Blowers

Data is highest sound level out of 4 places around the blower at 1 meter.

Data represents average of several units run at nominal voltage.

Lowest to highest maximum dba level throughout performance range is shown.

Readings at other than the maximum around the blower at 1 meter may be from 2 to 10 dba less than data shown.

Readings taken in a laboratory sound room that does not reflect much noise.

Note: For comparison purposes, some blower manufacturers show sound data from 1–1/2 meters instead of from 1 meter; also, some blower manufacturers show an “average” sound level across performance instead of the full range between minimum and maximum sound levels; either of these methods will provide different and usually lower sound levels compared to Gast’s sound level method.

60Hz	dBa at Pressure	50Hz	dBa at Pressure
R1	59-67	R1	59-64
R2	66	R2	61-63
R3	67-70	R3	63-68
R4	69-73	R4	64-69
R4P	69-75	R4P	64-71
R5	73-77	R5	71-77
R6	73-79	R6	70-79
R6P	82-83	R6P	77-80
R6PP	77-79	R6PP	73-76
R6PS	76-77	R6PS	72-75
R7	82-84	R7	77-79
R7P	77-80	R7P	74-79
R7S	75-77	R7S	72-76
R9	82-85	R9	78-85
R9P	81-88	R9P	79-86
R9S	79-81	R9S	77-81
R4H	80-82	R4H	75-81
R4M	82-83	R4M	78-79
R7H	83	R7H	79-81

60Hz	dBa at Vacuum	50Hz	dBa at Vacuum
R1	58-63	R1	54-60
R2	67	R2	63-64
R3	67-71	R3	64-69
R4	70-72	R4	66-70
R4P	73-74	R4P	68-71
R5	75-76	R5	71-73
R6	78-80	R6	74-77
R6P	81-85	R6P	79-81
R6PP	81-83	R6PP	78-79
R6PS	79-81	R6PS	76-77
R7	85-87	R7	79-84
R7P	84-86	R7P	80-83
R7S	82-83	R7S	78-80
R9	85-90	R9	83-84
R9P	88-90	R9P	84-87
R9S	87-88	R9S	83-86
R4H	82-89	R4H	79-88
R4M	85-89	R4M	80-85
R7H	82-91	R7H	80-90